



ECMI Statistical Package | December 2020

Nagesh Kommuri and Apostolos Thomadakis \*

The 2020 ECMI Statistical Package offers up-to-date information on the state of European and global capital markets in the aftermath of the financial crisis. Its content is divided into six main sections: equity, debt securities, exchange-traded derivatives, over-the-counter derivatives, asset management and global comparative data.

#### Most valuable features of the ECMI Statistical Package

- The package presents the most relevant data on European and global capital markets.
- It enables users to trace trends so as to highlight the ongoing transformation of capital markets, including the structural changes brought about by competitive forces, innovation and regulation.
- It represents an important step towards overcoming the data fragmentation on the evolution of European capital markets by offering a ‘one-stop-shop’ for market participants, regulators, academics and students.
- Each table is associated to a figure, giving a visual overview of the most important trends.
- A user-friendly navigation is embedded in the program allowing users to explore the comprehensive package in an easy yet purposeful manner.

#### Coverage

- Data for over 40 stock exchanges
- Data for 40 countries
- Time frame of 28 years of capital markets transactions (1992-2019)
- Data are rendered in over 150 tables and 120 figures

---

Non-members may purchase the 2020 ECMI Statistical Package [here](#) (Via the CEPS online bookshop)

For further information, please contact: Beatriz Pozo Pérez (beatriz.pozo@ceps.eu)

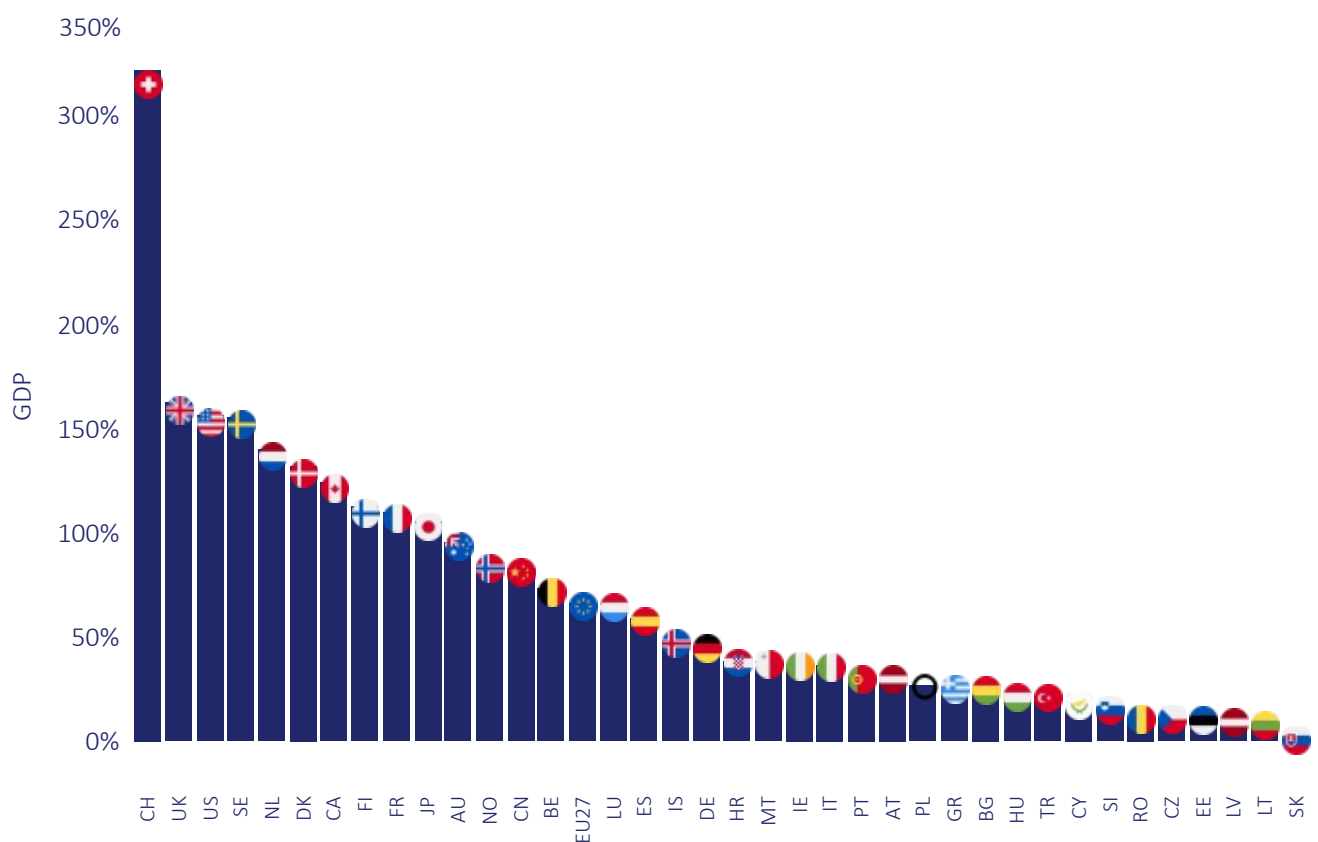
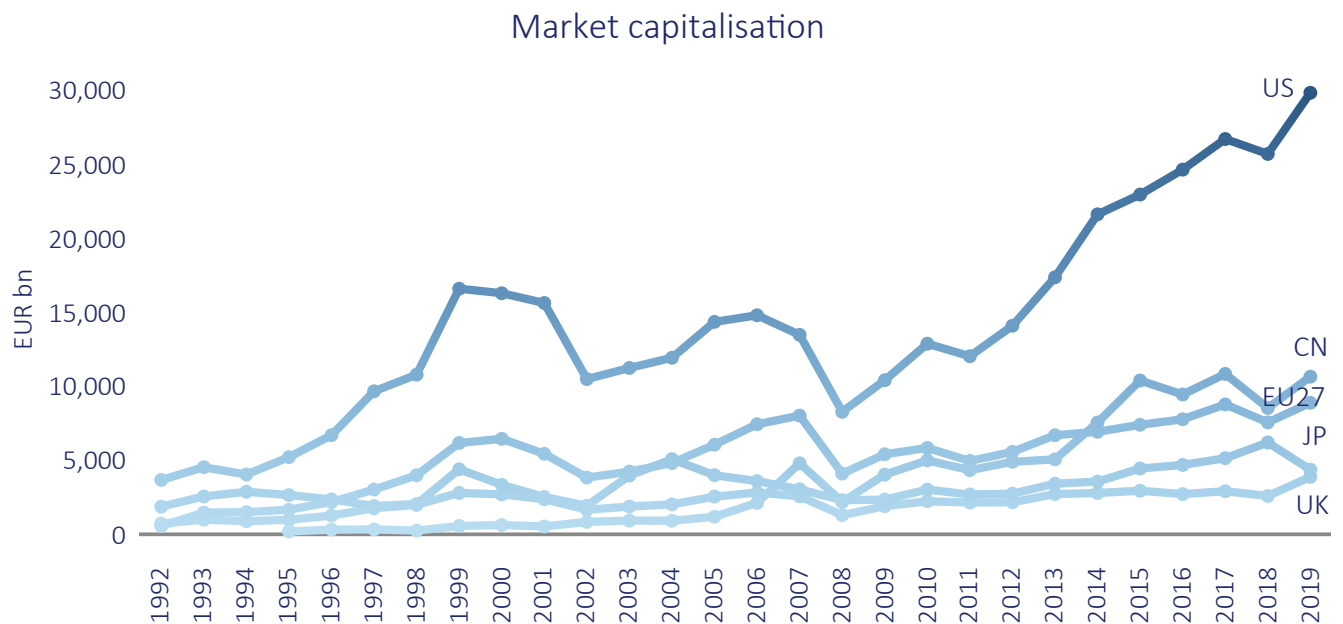
---

*\* Nagesh Kommuri is a Research Trainee at ECMI and Apostolos Thomadakis, Ph.D., is Researcher at ECMI and CEPS. The authors gratefully acknowledge the contribution of Roberto Musmeci.*

# 2020 ECMI STATISTICAL PACKAGE



## Developments in market capitalisation

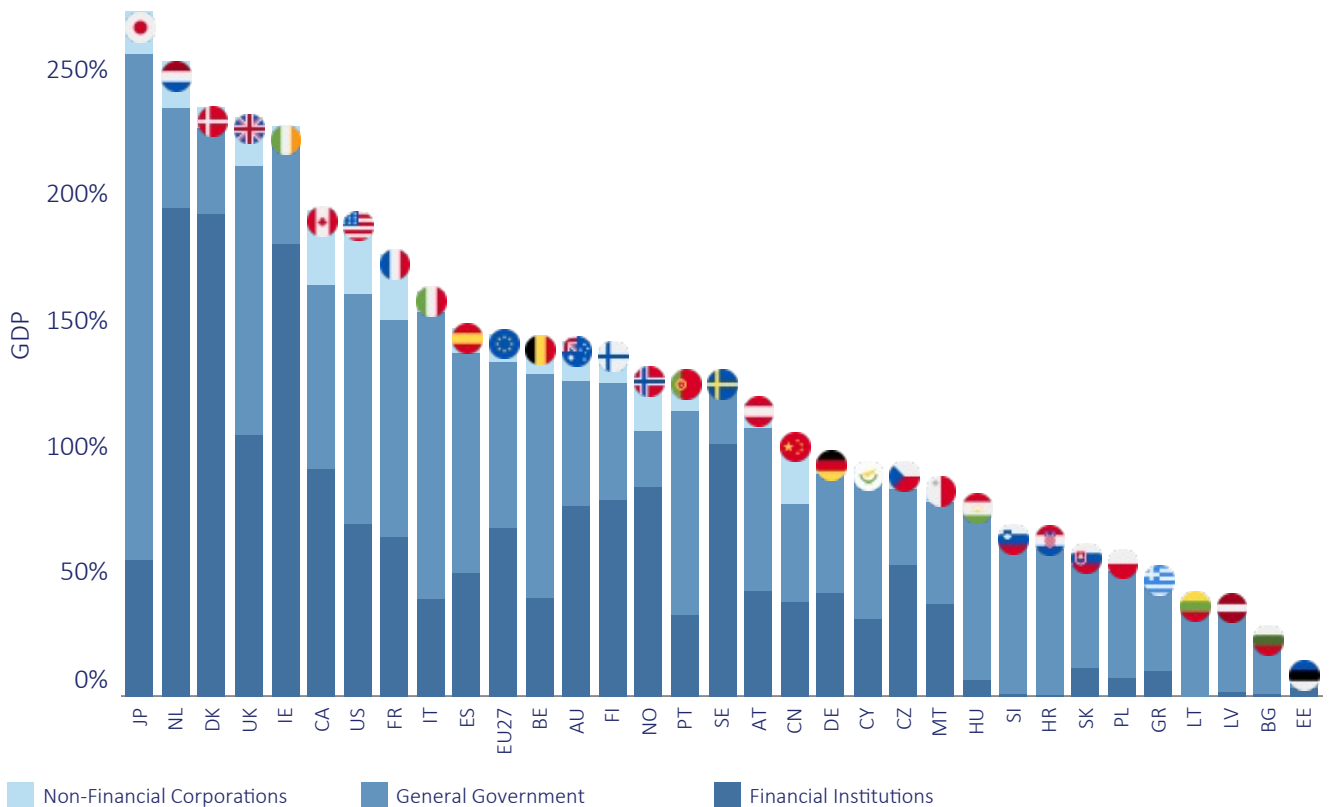
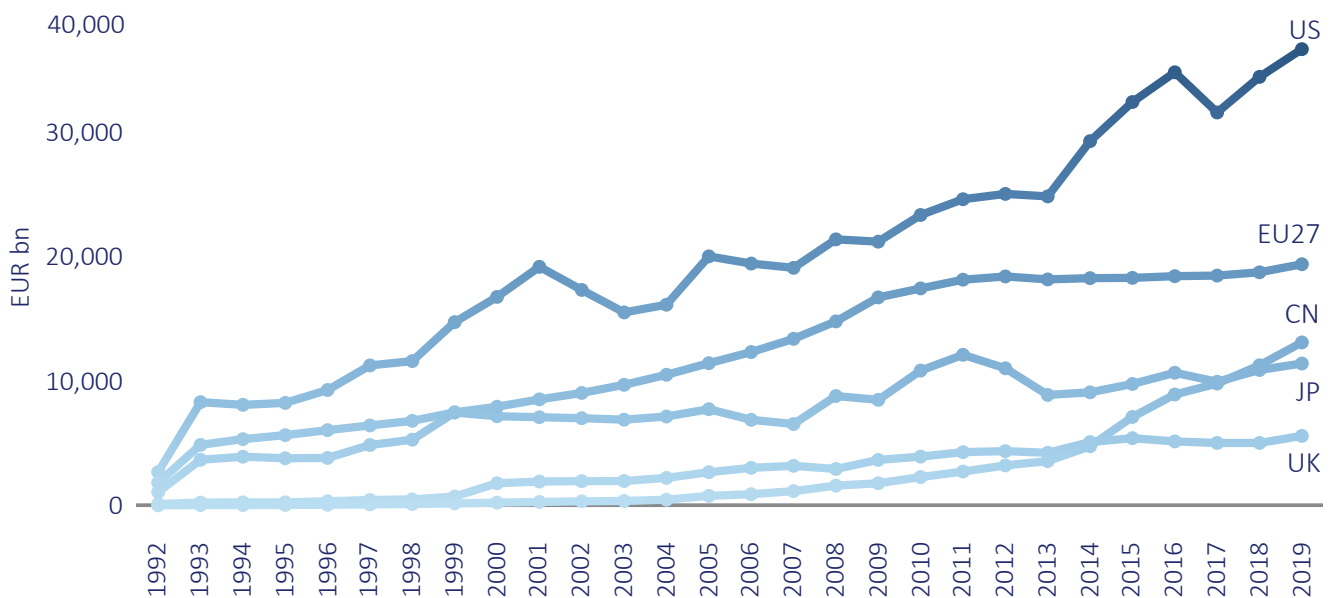


# 2020 ECMI STATISTICAL PACKAGE



## Developments in debt securities markets

Aggregate size of debt securities markets

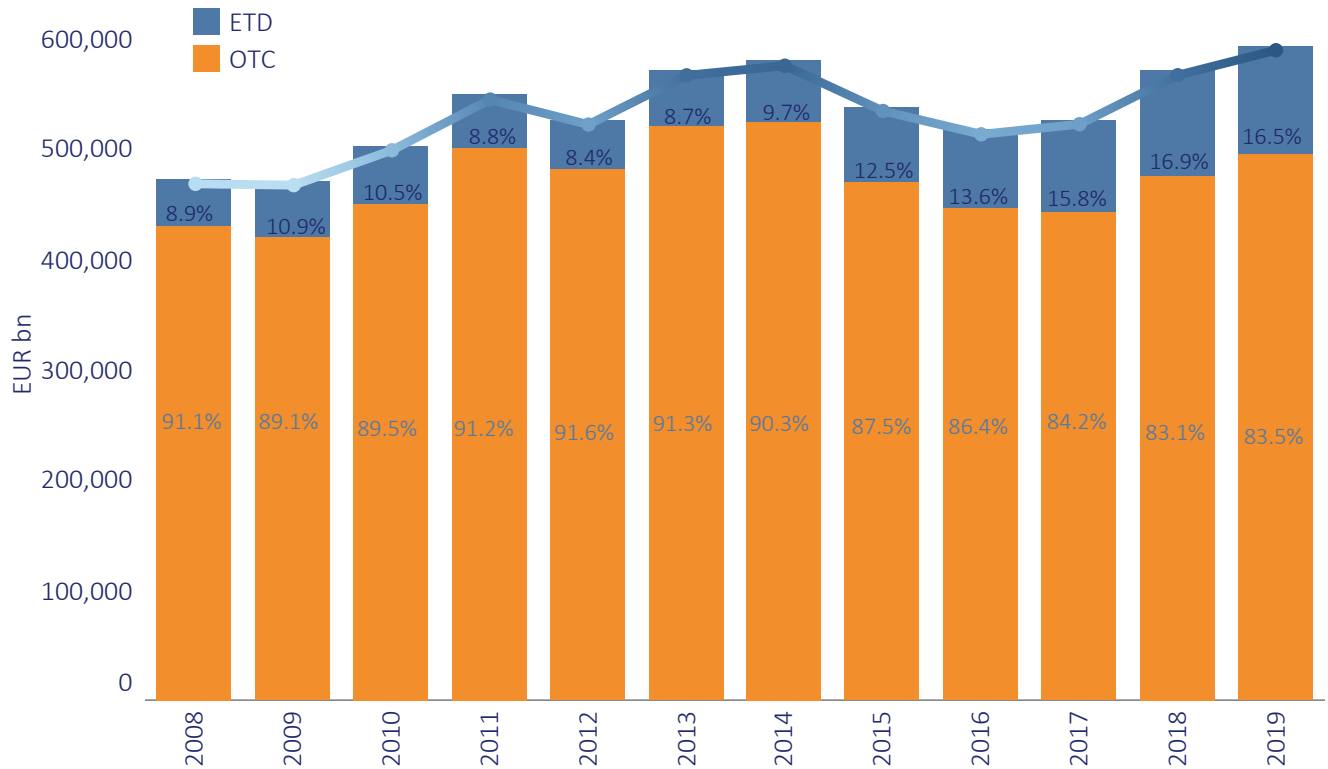


# 2020 ECMI STATISTICAL PACKAGE

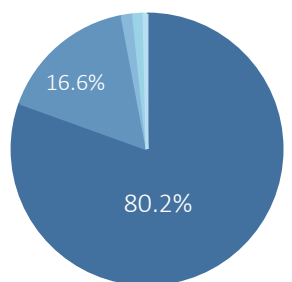


## Trading in derivatives

Exchange Traded Derivatives vs. Over The Counter Derivatives

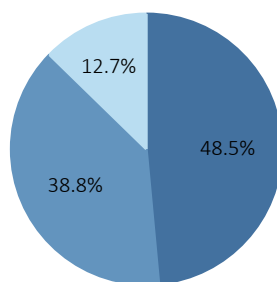


Notional amounts outstanding of OTC by risk category



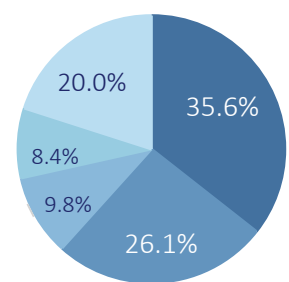
- Interest Rate Contracts
- Foreign Exchange Contracts
- Credit Default Swaps
- Equity-Linked Contracts
- Commodity Contracts

Notional amounts outstanding of OTC by counterparty



- Other Financial Institutions
- Reporting Dealers
- Non-Financial Customers

Notional amounts outstanding of OTC IRD by currency



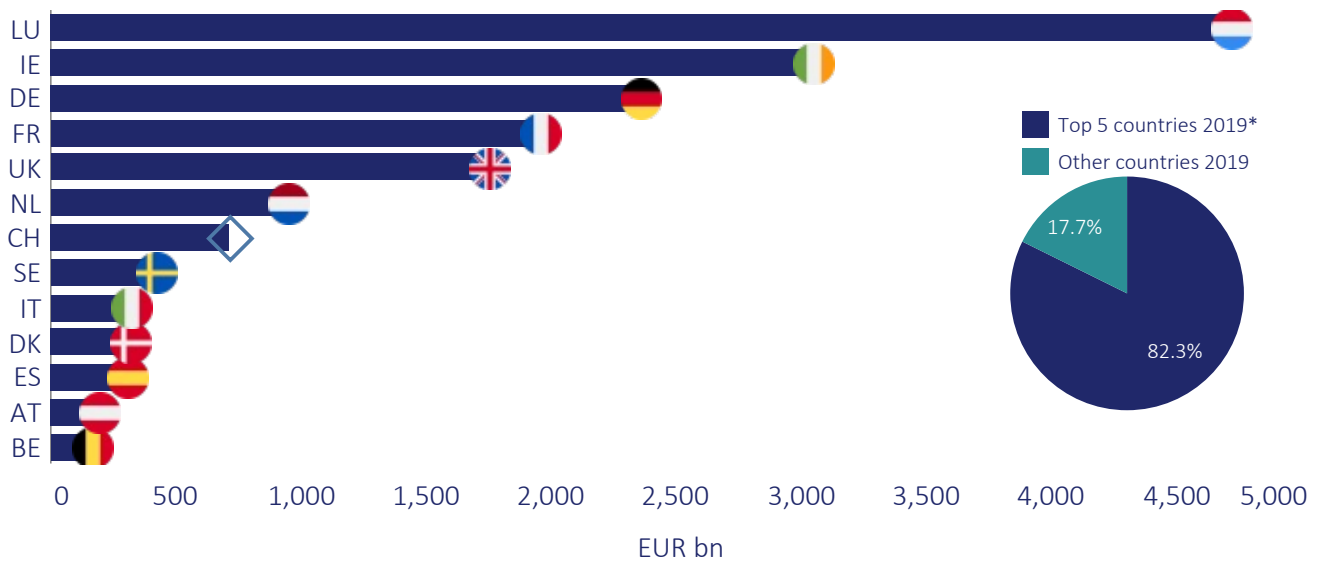
- US dollar
- Euro
- Pound sterling
- Japanese yen
- Other

# 2020 ECMI STATISTICAL PACKAGE



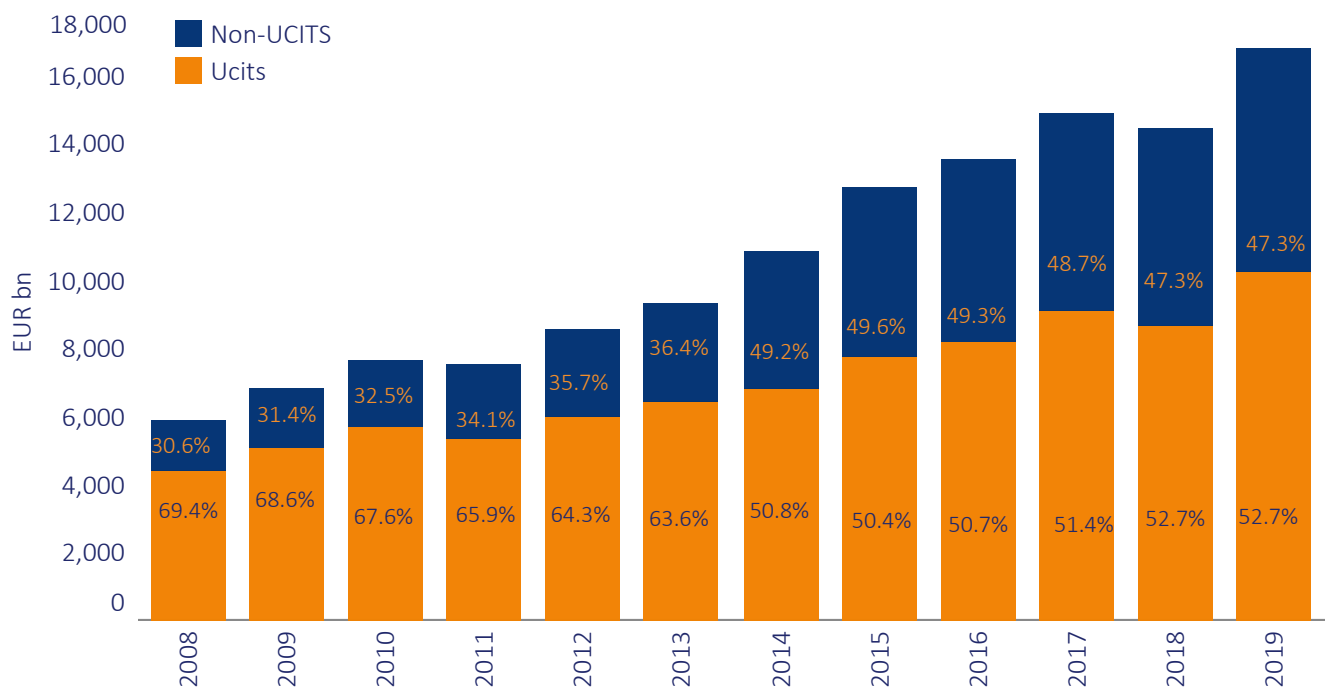
## Investment funds

Net assets



\*Top 5 countries 2019: LU, IE, DE, FR, UK

## UCITS Funds vs. Non-UCITS Funds



# 2020 ECMI STATISTICAL PACKAGE



---

## Table of Contents

### Section 1 - Equity Markets

- Domestic market capitalisation
- Value of share trading
- Investment flows
- ETFs

### Section 2 - Debt Securities Markets

- Amount outstanding (by issuer and segment)
- Debt issuance (by issuer)
- Net issuance (by issuer)
- Bond market by exchange
- Covered bond market
- Securitisation (issuances and amounts outstanding)

### Section 3 - Exchange-Traded Derivatives Markets

- Turnover (by exchange, risk category, maturity and location)
- Open interest (by risk category)

### Section 4 - Over-The-Counter Derivatives Markets

- Notional amounts outstanding and gross market values
- Foreign Exchange
- Single-Currency Interest Rates
- Equity-Linked
- Commodity
- Credit Default Swaps
- Comparison of OTC and Exchange-Traded Derivatives (ETD)

### Section 5 - Asset Management

- Mutual Funds
- Mutual Funds excluding Funds of Funds
- UCITS market
- Non-UCITS market
- Comparison of EU27 UCITS and non-UCITS markets
- Pension Funds (total assets)
- Insurance companies (total assets)

### Section 6 - Gross Domestic Product

### Section 7 - Exchange Rates

### Section 8 - Global comparative data

ECMI research reports offer views and insights into developments affecting capital markets in Europe. They are produced by specialists associated with the European Capital Markets Institute, which is managed and staffed by CEPS. Unless otherwise indicated, the views expressed are attributable only to the authors and not to any institution with which they are associated, and nor do they necessarily represent the views of the ECMI.

European Capital Markets Institute, Place du Congrès 1, 1000 Brussels, Belgium  
[www.ecmi.eu](http://www.ecmi.eu), [ecmi@ceps.eu](mailto:ecmi@ceps.eu)

© Copyright 2020, Nagesh Kommuri & Apostolos Thomadakis.  
All rights reserved.

## European Capital Markets Institute

ECMI conducts in-depth research aimed at informing the debate and policy-making process on a broad range of issues related to capital markets. Through its various activities, ECMI facilitates interaction among market participants, policymakers and academics. These exchanges are fuelled by the various outputs ECMI produces, such as regular commentaries, policy briefs, working papers, statistics, task forces, conferences, workshops and seminars. In addition, ECMI undertakes studies commissioned by the EU institutions and other organisations, and publishes contributions from high-profile external researchers.



## Centre for European Policy Studies

CEPS is one of Europe's leading think tanks and forums for debate on EU affairs, with an exceptionally strong in-house research capacity and an extensive network of partner institutes throughout the world. As an organisation, CEPS is committed to carrying out state-of-the-art policy research that addresses the challenges facing Europe and maintaining high standards of academic excellence and unqualified independence and impartiality. It provides a forum for discussion among all stakeholders in the European policy process and works to build collaborative networks of researchers, policy-makers and business representatives across Europe.

